

RL14/RR14

GRAVITY ROLLER SPUR CONVEYOR (1 3/8 in. dia. x 18 ga. rollers)

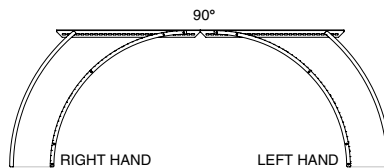
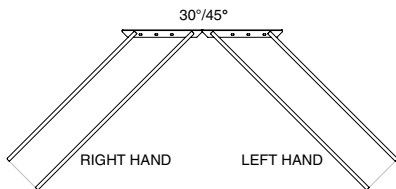
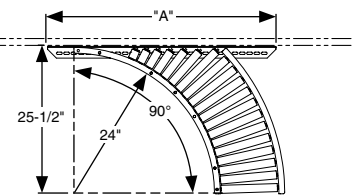
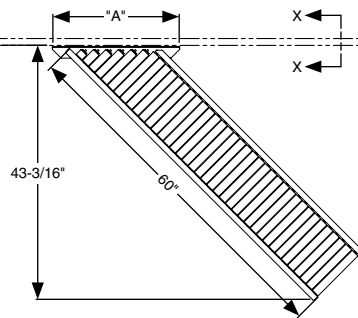
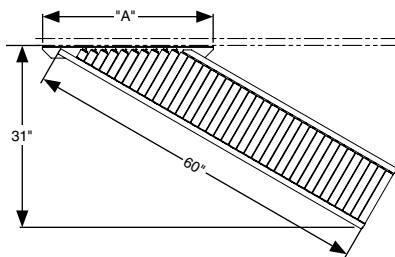
Gravity roller spurs are used to transfer product from one conveying line onto another. They are suitable for merging or diverging applications.

- 4 Widths
- Powder coated steel or aluminum frames
- 30, 45, and 90 degree spurs



STEEL FRAMES									
OAW	30° SPUR			45° SPUR			90° SPUR		
	MODEL NO.	"A"	WT. (LBS.)	MODEL NO.	"A"	WT. (LBS.)	MODEL NO.	"A"	WT. (LBS.)
12"	R(L/R)14G-12-30	24"	61	R(L/R)14G-12-45	18"	63	R(L/R)14G-12-90	35"	43
15"	R(L/R)14G-15-30	30"	70	R(L/R)14G-15-45	22"	73	R(L/R)14G-15-90	35"	47
18"	R(L/R)14G-18-30	36"	75	R(L/R)14G-18-45	26"	80	R(L/R)14G-18-90	35"	50
24"	R(L/R)14G-24-30	48"	87	R(L/R)14G-24-45	35"	97	R(L/R)14G-24-90	50"	58

ALUMINUM FRAMES									
OAW	30° SPUR			45° SPUR			90° SPUR		
	MODEL NO.	"A"	WT. (LBS.)	MODEL NO.	"A"	WT. (LBS.)	MODEL NO.	"A"	WT. (LBS.)
12"	R(L/R)14A-12-30	24"	40	R(L/R)14A-12-45	18"	41	R(L/R)14A-12-90	35"	33
15"	R(L/R)14A-15-30	30"	46	R(L/R)14A-15-45	22"	48	R(L/R)14A-15-90	35"	35
18"	R(L/R)14A-18-30	36"	50	R(L/R)14A-18-45	26"	52	R(L/R)14A-18-90	35"	37
24"	R(L/R)14A-24-30	48"	58	R(L/R)14A-24-45	35"	63	R(L/R)14A-24-90	50"	41



CONVEYOR CHANNEL SIZE "H"	ORDER BY MOUNTING BRACKET NO.
2 1/2 x 12 Ga. Steel	ATL-10313
2 1/2 x 1/8 in. Aluminum	ATL-10312
3 1/2 x 10 Ga. Steel	ATL-11745
6 1/2 x 12 Ga. Steel	ATL-13082

MOUNTING BRACKET

SECTION VIEW X-X

STANDARD SPECIFICATIONS

FRAME - 2 1/2 in. deep x 1 in. flange x 12 ga. powder coated steel or 1/8 in. aluminum channel with bolt-in cross members.

WIDTHS - 12 in., 15 in., 18 in., and 24 in. overall width.

SPUR ANGLES - 30, 45 and 90 degree. Specify right hand or left hand.

COUPLINGS - Hook and bolts one end. Shelf angle on the opposite end. Specify shelf angle mounting bracket.

ROLLERS - 1 3/8 in. dia. x 18 ga. galvanized steel or heat treated aluminum tube, 1/4 in. dia. spring retained axle, oiled ball bearings both ends.

ROLLER CENTER - 1 1/2 in. centers

OPTIONAL EQUIPMENT

SUPPORTS - Portable tripod stands and stationary floor supports are available in a wide range of adjustments.

WIDTHS - Other in-between widths from 12 in. to 30 in. overall width.

BUTT COUPLINGS - In place of hooks and bolts, these brackets allow a more permanent connection with adjacent conveyor.

GUIDE RAILS - Adjustable channel guide rails, fixed angle and channel guide rails.