


Pre-Engineered CONVEYORS and ACCESSORIES



LEWCO Conveyors[®]
by LEWCO, Inc.

advanced equipment
CO. INC.

GRAVITY ROLLER CONVEYORS

MODEL 1418

1 3/8" dia. 18 ga. ROLLERS



1 3/8" diameter gravity roller conveyor is used to convey light weight packages in portable or permanent lines often found in shipping departments and other warehousing applications.

Page 13 LEWCO Catalog

MODEL 1916 1.9" dia. 16 ga. ROLLERS



Ask about our other sizes from 1-3/8" to 3-1/2" diameters

Page 19 LEWCO Catalog

MODEL LPT

(LOW PROFILE TURNTABLE)

**3000 lb. Capacity
Manually Operated
Turntable**

The Model LPT Turntable can be used for loading or unloading pallets, tote pans, and boxes. In assembly or repair operations it provides convenient access to all sides of the equipment. It can also be used at the intersection of 2 gravity conveyor lines to make a 90 deg. turn with the "R" optional Roller Top.



Page 72 LEWCO Catalog

BALL TRANSFER TABLE 11 ga. FORMED PAN


1/4-20 stud mount. 1" diameter main ball rotates on 80 each, 1/8" diameter support balls. Hardened ball cup & zinc plated protective cover permits low torque and long life. Load rating: 50lbs./unit. Low profile design minimizes possibility of damage. More ball exposed for easier movement of materials.



Pages 1-4 LEWCO Catalog

Standard Wheel Rails are made of 75lb. capacity skatewheels available in the following rail styles. They provide an economical means of conveying products in flow racks or other gravity standard 5' and 10' lengths. Consult the factory for other styles and lengths that are available.

WHEEL RAIL CONVEYOR



CONVEYOR ROLLERS

Replacement Conveyor Rollers for gravity and powered roller conveyors

Replacement conveyor rollers are available in diameters from 1-3/8" to 3-1/2" and lengths from 6" to 81" depending on diameter. A variety of bearing for use with industry standard axles can be ordered. Rollers with sprockets for chain driven roller conveyors are available. Many sizes are available through LEWCO's 24-Hour Ship Program.



The model MDBC is a medium duty slider bed curve that moves product via an endless belt, driven by a chain at the outside of the belt radius. Product orientation is maintained throughout its travel around the curve. Available in 45, 90, and 180 models.

MODEL MDBC
Medium Duty Belt Curve 45 - 90 - 180



MODEL CDLR2511 2 1/2" 11ga. ROLLERS
MODEL CDLR2607 2 9/16" 7 ga. ROLLERS
Chain Driven (Roll-to-Roll) Live Roller Conveyor

Roll-to-roll chain driven live roller conveyor offers a positive drive for handling heavier loads of pallets, drums, castings, and tote pans. It can be used in wet, oily, or contaminated applications because of its rugged construction.



MODEL FTFSB
Medium Duty Belt Curve 45 - 90 - 180

The Model FTFRB is a medium duty floor to floor incline conveyor that can be used to move product either up or down. It is equipped with a fixed andly roller bed nose-over at the upper end. The roller bed makes higher load capacities possible. Six incline angles, from 17 1/2 to 30 , in 2 1/2 increments, are available. The FTFRB may also be used as a booster conveyor in gravity systems. Also available as a Slider Bed Conveyor.



MODEL MDSB
Medium Duty Bed Belt Conveyor



The Medium Duty Slider Bed Belt conveyor can be used for many applications, such as packing, sorting, inspecting and assembly work.

Page 144 LEWCO Catalog

MODEL ZPLR2511
2 1/2" 11 ga. ROLLERS
Heavy Duty Zero Pressure Zoned Accumulatin Conveyor

The Model ZPLR2511 is a belt driven live roller accumulating conveyor for use in zero-pressure applications. Commonly found in the corrugated industry.



MODEL MDTLRC
Medium Duty Tapered Live Roller Curve



The Model MDTLRC is a belt driven medium duty live roller curve that provides positive drive for negotiating 90, 45 or 30 turns. Tapered roller maintain same product orientation through out the curve.

Page 166 LEWCO Catalog

MODEL BDLR1916 1.9" dia. 16 ga. ROLLERS
MODEL BDLR1912 1.9" dia. 12 ga. ROLLERS
MODEL BDLR1909 1.9" dia. 9 ga. ROLLERS
Belt Driven Live Rollers Conveyor



Accumulation type conveyor with minimum back pressure for conveying boxes, cartons, etc. Simple to adjust pressure roller conveying pressure for minimal horsepower requirements.

MODEL CDRC2511 2 1/2" 11ga. ROLLERS
MODEL CDRC2607 2 9/16" 7ga. ROLLERS
Chain Driven Curve (Roll-toRoll)



Roll-to-roll chain driven live conveyor is commonly used with Model CDLR2511 for handling heavier loads such as drums and pallets. It can be used in wet, oily, or contaminated applications because of its rugged construction.

Page 104 LEWCO Catalog

MODEL MDRB
Medium Duty Roller Bed Belt Conveyor
1.9" dia. ROLLERS



The medium duty roller bed belt conveyor is designed to convey heavier products. Roller bed designed provide for greater capacity by reducing the friction of the belt. Can be used for testing, sorting and assembly line operations.

Page 150 LEWCO Catalog

MEDIUM, HEAVY & STRUCTURAL SUPPORTS



Pages 53-57 LEWCO Catalog

PROBLEM SOLVERS

Plastic Belt Conveyor with Side tables



Accumulating CDLR



MSCC-5 with Walkover Plates



CDDB35



Heavy Duty BPC



CDDB25 with Fork Pocket Cut Out




Flush Grid Plastic Belt with Cleats



ESCAPEMENT STOP



TCP with CDLR25



NOW LEWCO'S CONVEYORS AND COMPONENTS ARE EPOXY POWDER COATED



Conveniently located in north central Ohio, our 135,000 sq. ft. facility houses a complete professional staff of sales, engineering and skilled trades personnel, as well as the most modern metal manufacturing equipment available. We utilize state of the art solid modeling design software, Cad / Cam processes including CNC Laser cutting, CNC Press Break, CNC Turret Punch, CNC Sawing, CNC Mill, and Robotic Welding in the manufacture of our quality products. Our conveyor roller manufacturing department is one of the most highly automated and finest in the industry. This department is dedicated to manufacturing a quality key component for all conveyors. In addition to the LEWCO Conveyors material handling product line, LEWCO, Inc. manufactures Lahr Conveyors, a line of Industry & the Press Room conveyors and HEAT-PRO Ovens, a complete line of industrial process ovens for drum heating, curing, drying and a variety of industrial thermal processing applications.

DISTRIBUTED BY:

advanced equipment
CO., INC.

Advanced Equipment Company, Inc.
236 Westhampton Ave.
Capitol Heights, MD 20743

Website:
www.aecmd.com

Toll Free: 800-648-2600
Fax: 301-336-1782

LEWCO, Inc..